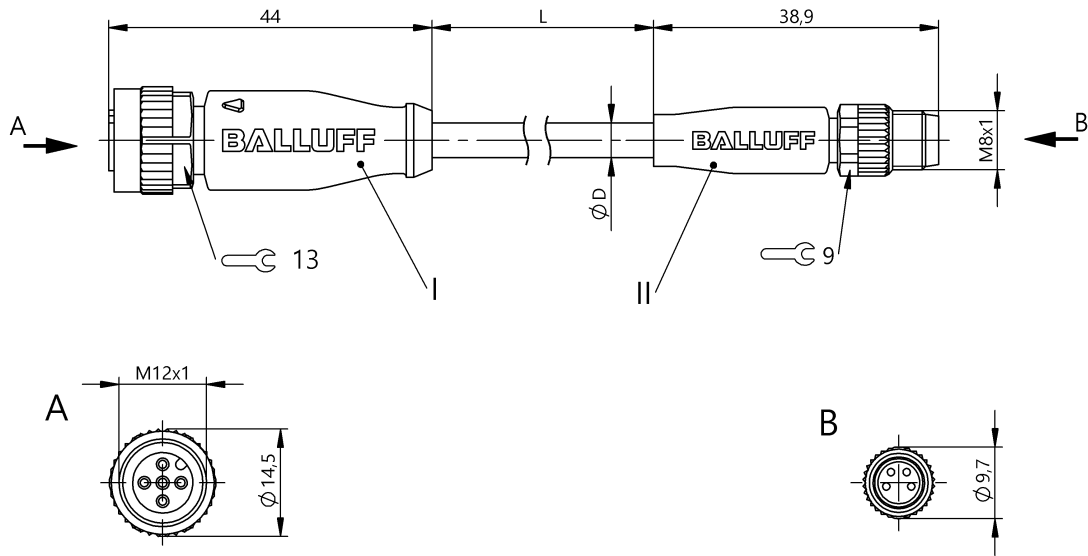


Double-Ended Cordsets
BCC M415-M314-3F-304-PX44T2-003
 Order Code: BCC05K7

BALLUFF



4MT5
(CYJV CABLE ASSEMBLY)



Basic features

Approval/Conformity	CE cULus EAC WEEE
---------------------	----------------------------

Electrical connection

Bending radius min., fixed cable	5 x D
Bending radius min., flexible cable	10 x D
Cable	PUR yellow, 0.3 m, Drag chain compatible
Cable diameter D	4.70 mm ±0.20 mm
Cable, bending cycles min.	5 million
Conductor cross-section	22 AWG
Connection 1	M12x1-Female, straight, 5-pole, A-coded
Connection 2	M8x1-Male, straight, 4-pole, A-coded
Number of conductors	4
System	Molded/Molded

Electrical data

Cable rated voltage AC max.	300 V
Cable rated voltage DC max.	300 V
Operating voltage Ub	60 VDC / 60 VAC
Rated current (40 °C)	4.0 A

Environmental conditions

Cable temperature UL max., fixed routing	80 °C
Cable temperature UL max., flexible routing	80 °C
Cable temperature, drag chain	-25...60 °C
Cable temperature, fixed routing	-50...90 °C
Cable temperature, flexible routing	-25...90 °C
Protection degree	IP67, IP68, IP69K/IP67, IP69K

Material

Cable jacket, material	PUR
Material contact carrier	PUR/PUR
Material contacts	Bronze/Brass
Material cover nut	Die-cast zinc/Die-cast zinc or nickel plated brass
Material grip	PUR/PUR

Mechanical data

Acceleration max., drag chain	5 m/s ²
Cable jacket, color	Yellow
Cable length L	0.30 m
Cable properties	Drag chain compatible
Horizontal travel permitted, drag chain	5 m
Tightening torque pigtail	0.6 Nm/0.4 Nm
Traverse speed max., drag chain	200 m/min
Vertical travel permitted, drag chain	2 m

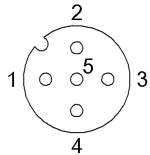
Output/Interface

Switching output	Complementary
------------------	---------------

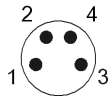
Remarks

Bulk cable approval per UL+CSA, UL-AWM Style 21198 or 20549
Halogen-free per DIN VDE 0472 Part 815
Flame resistance acc. to FT1
Enclosure rating per IEC 60529 or 20653, only in screwed state with the associated mating piece.

Connector Drawings



I
PIN 1: brown
PIN 2: white
PIN 3: blue
PIN 4: black
PIN 5: n.c.



II
PIN 1: brown
PIN 2: white
PIN 3: blue
PIN 4: black

Wiring Diagrams

