

Basic features

Application	DeviceNet Thin
Approval/Conformity	cULus EAC WEEE

Electrical connection

Bending radius min., flexible cable	10 x D
Cable	PUR Shielded gray, 0.60 m, Drag chain compatible
Cable diameter D	7.60 mm ±0.25 mm
Cable, bending cycles min.	1 million
Conductor cross-section	22 AWG/24 AWG
Connection 1	7/8"-Female, straight, 5-pin
Connection 2	7/8"-Male, straight, 5-pin
Number of conductors	4
System	Molded/Molded

Electrical data

Cable rated voltage AC max.	300 V
Cable rated voltage DC max.	300 V
Conductor construction	2x2 twisted-pair
Coupling resistance max.	120 Ohm ±12 Ohm
Operating voltage Ub	300 VDC / 300 VAC
Rated current (40 °C)	4.0 A

Remarks

Bulk cable approval per UL-AWM 20626 or CSA AWM I/II A/B 80°C 300V FT1
 Enclosure rating per IEC 60529 or 20653, only in screwed state with the associated mating piece.

Environmental conditions

Protection degree	IP67, IP68/IP67, IP68
--------------------------	-----------------------

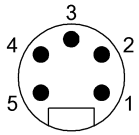
Material

Cable jacket material, note	Shielded
Cable jacket, material	PUR
Cable shield	Aluminum foil, copper braid and stranded drain
Material contact carrier	PUR/PUR
Material contacts	Brass/Brass
Material cover nut	Die-cast zinc/Die-cast zinc
Material grip	PUR/PUR

Mechanical data

Cable jacket, color	gray
Cable length L	0.60 m
Cable properties	Drag chain compatible
Tightening torque pigtail	1.5 Nm/1.5 Nm

Connector Drawings



DeviceNet Input

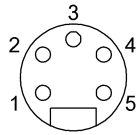
PIN 1: shield

PIN 2: +24V

PIN 3: 0V

PIN 4: CAN H

PIN 5: CAN L



DeviceNet Output

PIN 1: shield

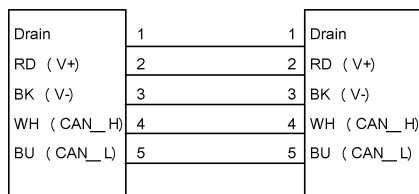
PIN 2: +24V

PIN 3: 0V

PIN 4: CAN H

PIN 5: CAN L

Wiring Diagrams



L