

1) Ultrasonic transducer axis, 2) Exit direction 90° connector, 3) Display and control panel



IND. CONT. EQ  
 5HP6  
 for use in the secondary of  
 a class 2 source of supply



### Basic features

<b>Application</b>	Object detection
<b>Approval/Conformity</b>	cULus LISTED CE EAC WEEE
<b>Operating mode</b>	Reflectionlight scanner (switching point) Refl.light scanner (window) Retro-reflector
<b>Series</b>	M30E1

### Display/Operation

<b>Adjuster</b>	Key (2x)
<b>Setting</b>	Multiplex speed Synchronization on/off Synchronous/Multiplex mode Segment displ. bright/dark/off Filter strength (10 levels) Response delay 0 to 20 s Foreground suppression range Multiplex sensor address Sensor calibration Temperature comp. on/off Measured value filter Hysteresis Detection range (3 levels) Teach-in mode display/button Factory setting (Reset) Operating mode Switching distance, 2 values Normally open/Normally closed Key disable on/off

### Electrical connection

<b>Connection</b>	M12x1-Male, 5-pin
<b>Polarity reversal protected</b>	yes
<b>Short-circuit protection</b>	yes

### Electrical data

<b>Current draw max.</b>	80 mA
<b>Hysteresis H max.</b>	50 mm
<b>Input function</b>	Synchronization signal
<b>Operating voltage U<sub>b</sub></b>	9...30 VDC
<b>Output current max.</b>	200 mA
<b>Rated operating voltage U<sub>e</sub> DC</b>	24 V
<b>Switching frequency</b>	4 Hz
<b>Synchronization</b>	internal, max. 10 sensors
<b>Ultrasonic Frequency</b>	120 kHz

### Environmental conditions

<b>Ambient temperature</b>	-25...70 °C
<b>Protection degree</b>	IP67
<b>Storage temperature</b>	-40...85 °C

### Functional safety

<b>MTTF (40 °C)</b>	1483 a
---------------------	--------

### Material

<b>Housing material</b>	Stainless steel PBT, TPU
<b>Material sensing surface</b>	PU foam/Epoxy resin/Glass

**Mechanical data**

<b>Dimension</b>	Ø 47.5 x 113.2 mm
<b>Mounting</b>	Nut M30x1.5

**Output/Interface**

<b>Switching output</b>	PNP normally open/normally closed (NO/NC)
-------------------------	---

**Range/Distance**

<b>Range</b>	350...5000 mm
<b>Rated operating distance Sn</b>	3400 mm
<b>Repeat accuracy</b>	± 0.15 %FS
<b>Resolution</b>	≤ 0.180 mm

**Remarks**

For additional information, refer to user's guide.

Order accessories separately.

Do not press key using a pointed tool.

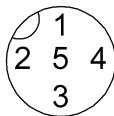
Reference object for Sn: tube Ø27mm. Max. range refers to the aligned plate.

The sensor is functional again after the overload has been eliminated.

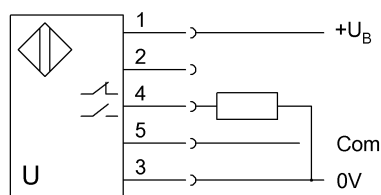
For more information about MTTF and B10d see MTTF / B10d Certificate

Indication of the MTTF- / B10d value does not represent a binding composition and/or life expectancy assurance; these are simply experiential values with no warranty implications. These declared values also do not extend the expiration period for defect claims or affect it in any way.

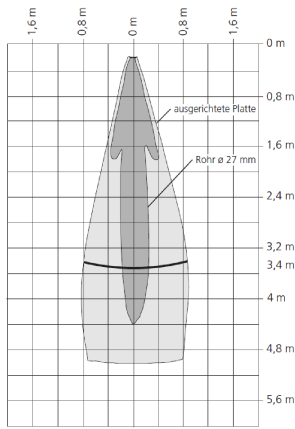
**Connector Drawings**



**Wiring Diagrams**



**Technical Drawings**



**Help Views**

