

4MT5
(CYJV CABLE ASSEMBLY)



Basic features

Application	DeviceNet Thick
Approval/Conformity	cULus EAC WEEE

Electrical connection

Bending radius min., fixed cable	6 x D
Bending radius min., flexible cable	10 x D
Cable	PUR Shielded gray, 10.00 m
Cable diameter D	12.19 mm ±0.38 mm
Cable, bending cycles min.	1 million
Conductor cross-section	15 AWG/18 AWG
Connection 1	7/8"-Female, straight, 5-pin
Connection 2	7/8"-Male, straight, 5-pin
Number of conductors	4
System	Molded/Molded

Electrical data

Cable rated voltage AC max.	300 V
Cable rated voltage DC max.	300 V
Conductor construction	2x2 twisted-pair
Conductor resistance	≤ 6.9 Ohm/1000 ft
Coupling resistance max.	120 Ohm ±12 Ohm
Line attenuation at 1 MHz max.	0.45 dB/100 ft
Line attenuation at 125 kHz max.	0.13 dB/100 ft
Line attenuation at 500 kHz max.	0.33 dB/100 ft
Operating voltage Ub	300 VDC / 300 VAC
Rated current (40 °C)	9.0 A
Stranding	Flexible

Environmental conditions

Ambient temperature	-20...80 °C
IP rating	IP67, IP68/IP67, IP68

Material

Cable jacket material, note	Shielded
Cable jacket, material	PUR
Cable shield	Aluminum foil, copper braid and stranded drain
Material contact carrier	PUR/PUR
Material contacts	Brass/Brass
Material cover nut	Die-cast zinc/Die-cast zinc
Material grip	PUR/PUR

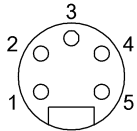
Mechanical data

Cable jacket, color	gray
Cable length L	10.00 m
Tightening torque pigtail	1.5 Nm/1.5 Nm

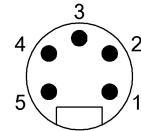
Remarks

Enclosure rating per IEC 60529, only in screwed state with the associated mating piece.

Connector Drawings

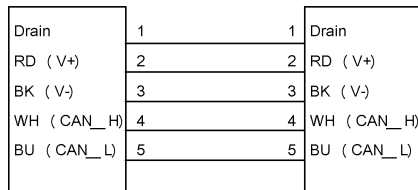


DeviceNet Output
 PIN 1: shield
 PIN 2: +24V
 PIN 3: 0V
 PIN 4: CAN H
 PIN 5: CAN L



DeviceNet Input
 PIN 1: shield
 PIN 2: +24V
 PIN 3: 0V
 PIN 4: CAN H
 PIN 5: CAN L

Wiring Diagrams



L