

Basic features

Approval/Conformity	CE cULus WEEE
Scope of delivery	Part label (10x) Port cover M12 (4x) Grounding strap Lock washer Short guide M4x6 screw
Style	Two-row
Supported web browsers	Google Chrome Mozilla Firefox

Display/Operation

Actuator supply UA, indicator	Green LED
IO-Link communication indicator	Green LED
Sensor supply US indicator	Green LED
Switching function display	LED yellow

Electrical connection

Connection (COM 1)	M12x1-Female, 4-pin, D-coded
Connection (COM 2)	M12x1-Female, 4-pin, D-coded
Connection (supply voltage IN)	7/8"-Male, 4-pin
Connection (supply voltage OUT)	7/8"-Female, 4-pin
Connection slots	8x M12x1-Female, 5-pin, A-coded
Contact, surface protection	nickel plated 2 µm/gold plated 0.4 µm

Electrical data

Address range	IPv4
Configurable inputs/outputs	yes
Current sum UA, actuator	9.0 A
Current sum US, sensor	9.0 A
IO-Link function	Master
Operating voltage Ub	18...30.2 VDC
Output current max.	2 A
Rated operating voltage Ue DC	24 V
Transfer rate	10...100 Mbit/s

Environmental conditions

Ambient temperature	-5...70 °C
Ambient temperature UL max.	50 °C
EN 60068-2-6, Vibration	61...500 Hz, constant acceleration 15 g 5...61 Hz, constant amplitude 1 mm
Protection degree	IP67 when threaded in
Storage temperature	-25...70 °C

Functional safety

MTTF (40 °C)	49 a
--------------	------

Material

Gasket, material	FKM 75
Housing material	PPS
Housing shield	no

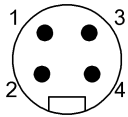
Remarks

See short guide

For more information about MTTF and B10d see MTTF / B10d Certificate

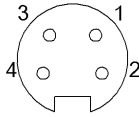
Indication of the MTTF- / B10d value does not represent a binding composition and/or life expectancy assurance; these are simply experiential values with no warranty implications. These declared values also do not extend the expiration period for defect claims or affect it in any way.

Connector Drawings



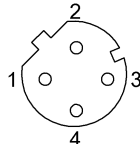
Power IN

PIN 1: +24V
 PIN 2: +24V
 PIN 3: 0V
 PIN 4: 0V



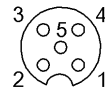
Power Out

PIN 1: +24V
 PIN 2: +24V
 PIN 3: 0V
 PIN 4: 0V



Ethernet IP

PIN 1: Tx+
 PIN 2: Rx+
 PIN 3: Tx-
 PIN 4: Rx-



IO-Link

PIN 1: +24V, 1.6A
 PIN 2: In-/output 2A
 PIN 3: 0V
 PIN 4: IO-Link/In-/Out 1.6A
 PIN 5: n.c.