

1) Tightening torque



Basic features

Approval/Conformity	CE EAC cULus WEEE
Principle of operation	Processor unit

Electrical connection

Connection (COM 1)	X1 (Ethernet TCP/IP): M12x1-Female, 4-pin, D-coded
Connection (COM 2)	USB: M12x1-Female, 5-pin, A-coded
Connection (IO-Link/Service)	M12x1-Female, 5-pin, A-coded
Connection (supply voltage IN)	7/8"-Male, 4-pin
Connection slots	H1: M12x1-Female, 5-pin H2: M12x1-Female, 5-pin H3: M12x1-Female, 5-pin H4: M12x1-Female, 5-pin
Connector port 01, note type	for all VU/VM/VL-3... with connector, 4-pin

Electrical data

Current consumption max. at 24 V DC	8 A
IO-Link function	Master (max.1700 mA)
Nominal voltage	24 VDC
Operating voltage U _b	24 V DC LPS Class 2
Residual ripple max.	1 %

Environmental conditions

Ambient temperature	0...60 °C
Continuous shock load	yes
EN 60068-2-27, Shock	yes
EN 60068-2-32 Free fall	yes
EN 60068-2-6, Vibration	yes
EN 61000-4-3 (1400...2000 MHz)	Severity level 3A
IP rating	IP65, with connector

Functional safety

MTTF (40 °C)	19 a
--------------	------

Material

Housing material Zinc, Die casting

Mechanical data

Application weight 800.00 g
Dimension 48 x 62 x 172 mm

Output/Interface

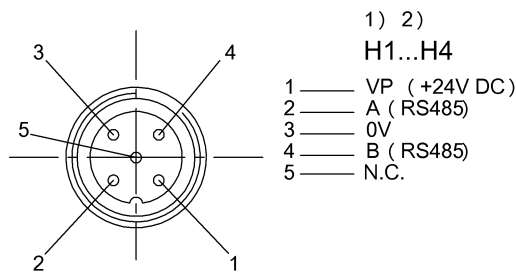
Interface Ethernet TCP/IP
USB

Remarks

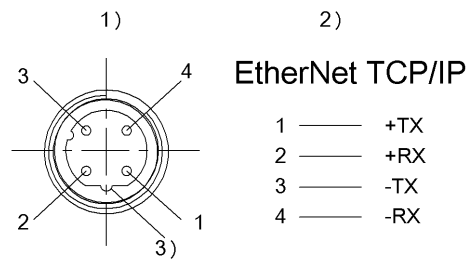
When installing, the technical standards and regulations of the corresponding countries must be observed.
Values are under rated conditions unless otherwise specified.
For more information about MTTF and B10d see MTTF / B10d Certificate

Indication of the MTTF- / B10d value does not represent a binding composition and/or life expectancy assurance; these are simply experiential values with no warranty implications. These declared values also do not extend the expiration period for defect claims or affect it in any way.

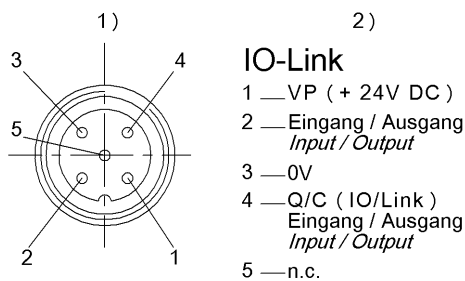
Connector Drawings



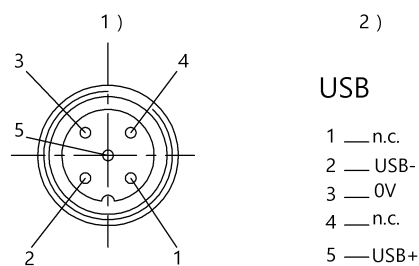
1) View towards connector
 2) Female 5-pin/ Function



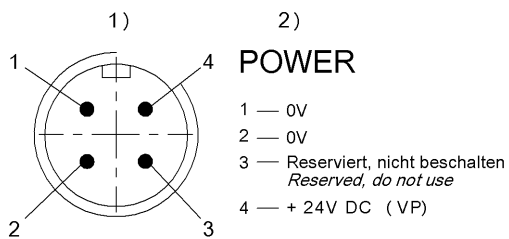
1) View towards connector
 2) Female
 3) Coding D



1) View towards connector
 2) Female 5-pin/ Function



1) View towards connector
 2) Female 5-pin/ Function



1) View towards connector
 2) Male 4-pin/ Function