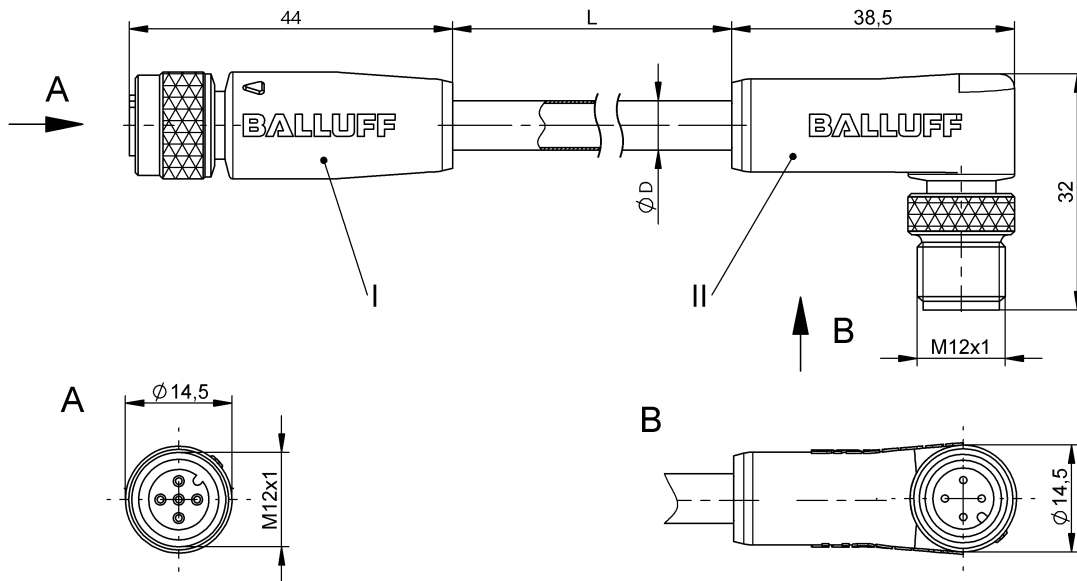


Double-Ended Cordsets  
**BCC W415-W424-3A-304-NW44T2-010**  
 Order Code: BCC0K1A

**BALLUFF**



**Basic features**

<b>Application</b>	Welding area
<b>Approval/Conformity</b>	EAC WEEE

**Electrical connection**

<b>Bending radius min., fixed cable</b>	5 x D
<b>Bending radius min., flexible cable</b>	10 x D
<b>Cable</b>	TPE welding spark resistant Yellow, 1.00 m, Drag chain compatible
<b>Cable diameter D</b>	8.00 mm ±0.20 mm
<b>Cable, bending cycles min.</b>	10 million
<b>Conductor cross-section</b>	22 AWG
<b>Connection 1</b>	M12x1-Female, straight, 5-pin, A-coded
<b>Connection 2</b>	M12x1-Male, angled, 4-pin, A-coded
<b>Number of conductors</b>	4
<b>Protection jacket color</b>	Transparent
<b>System</b>	Molded/Molded

**Electrical data**

<b>Cable rated voltage AC max.</b>	300 V
<b>Cable rated voltage DC max.</b>	300 V
<b>Operating voltage Ub</b>	250 VDC / 250 VAC
<b>Rated current (40 °C)</b>	4.0 A

**Environmental conditions**

<b>Cable temperature, fixed routing</b>	-50...105 °C
<b>Cable temperature, flexible routing</b>	-25...105 °C
<b>Protection degree</b>	IP65/IP65

**Material**

<b>Cable jacket material, note</b>	welding spark resistant
<b>Cable jacket, material</b>	TPE
<b>Jacket material</b>	Silicone
<b>Material contact carrier</b>	PUR, special/PUR, special
<b>Material contacts</b>	Bronze/Brass
<b>Material cover nut</b>	Brass PTFE coated/Brass PTFE coated
<b>Material grip</b>	PUR, special/PUR, special

**Mechanical data**

<b>Cable jacket, color</b>	Yellow
<b>Cable length L</b>	1.00 m
<b>Cable properties</b>	Drag chain compatible
<b>Tightening torque pigtail</b>	0.6 Nm/0.6 Nm

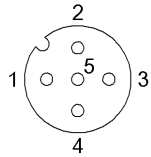
**Output/Interface**

<b>Switching output</b>	Complementary
-------------------------	---------------

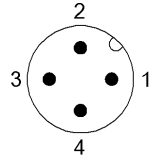
Remarks

Cable construction acc. to UL-AWM Style 20327  
Flame resistance acc. to IEC 332-2  
Maximum temperature at outer jacket from weld spatter/beads short-time 800°C.  
Enclosure rating per IEC 60529, only in screwed state with the associated mating piece.

**Connector Drawings**



I  
PIN 1: brown  
PIN 2: white  
PIN 3: blue  
PIN 4: black  
PIN 5: n.c.



II  
PIN 1: brown  
PIN 2: white  
PIN 3: blue  
PIN 4: black

**Wiring Diagrams**

