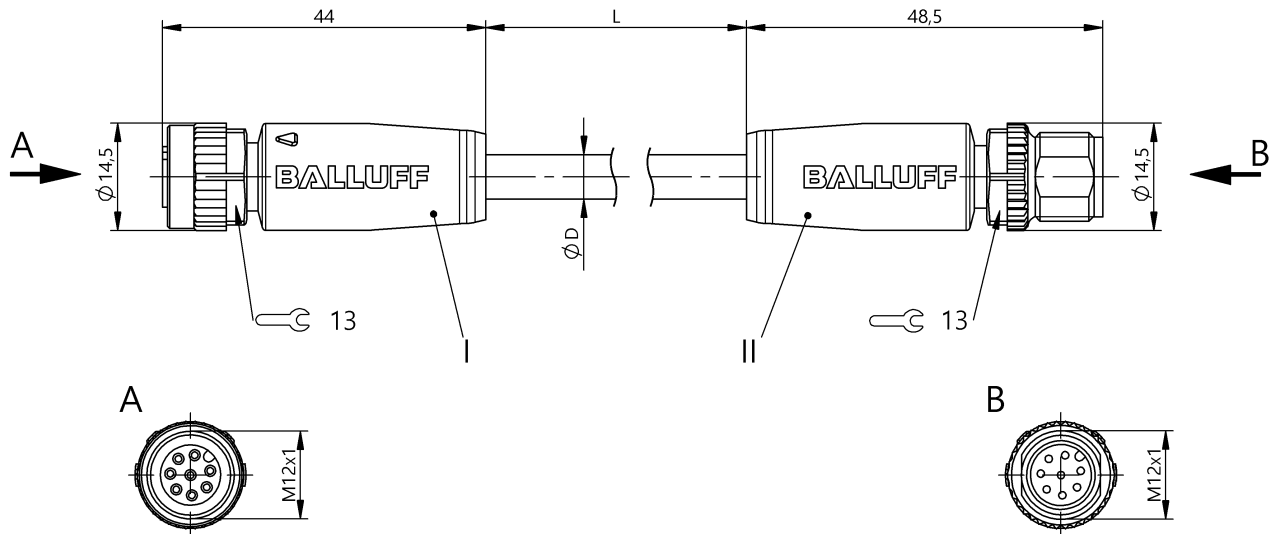


Double-Ended Cordsets

BCC M418-M418-3A-320-PX4825-040-C033

Order Code: BCC0LHY

BALLUFF



4MT5
(CYJV CABLE ASSEMBLY)



Basic features

Approval/Conformity	CE cULus EAC WEEE
Base type deviation	C033: Grip yellow

Electrical connection

Bending radius min., fixed cable	5 x D
Bending radius min., flexible cable	10 x D
Cable	PUR yellow, 4 m, Drag chain compatible
Cable diameter D	6.00 mm ±0.20 mm
Cable, bending cycles min.	2 million
Conductor cross-section	0.25 mm ²
Connection 1	M12x1-Female, straight, 8-pin, A-coded
Connection 2	M12x1-Male, straight, 8-pin, A-coded
Number of conductors	8
System	Molded/Molded

Electrical data

Operating voltage Ub	30 VDC / 30 VAC
Rated current (40 °C)	2.0 A

Remarks

Cable construction acc. to UL-AWM Style 20549
Halogen-free per DIN VDE 0472 Part 815
Silicone-free
Flame resistance per IEC 60332-2-2
Enclosure rating per IEC 60529 or 20653, only in screwed state with the associated mating piece.

Environmental conditions

Cable temperature, drag chain	-25...60 °C
Cable temperature, fixed routing	-50...80 °C
Cable temperature, flexible routing	-25...80 °C
IP rating	IP67, IP68, IP69K/IP67, IP68, IP69K

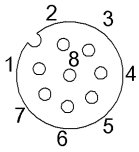
Material

Cable jacket, material	PUR
Material contact carrier	PUR/PUR
Material contacts	Bronze/Brass
Material cover nut	Die-cast zinc/Die-cast zinc
Material grip	PUR/PUR

Mechanical data

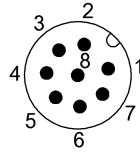
Acceleration max., drag chain	5 m/s ²
Cable jacket, color	Yellow
Cable length L	4.00 m
Cable properties	Drag chain compatible
Horizontal travel permitted, drag chain	5 m
Tightening torque pigtail	0.6 Nm/0.6 Nm
Traverse speed max., drag chain	200 m/min
Vertical travel permitted, drag chain	2 m

Connector Drawings



I

- PIN 1: white
- PIN 2: brown
- PIN 3: green
- PIN 4: yellow
- PIN 5: gray
- PIN 6: pink
- PIN 7: blue
- PIN 8: red



II

- PIN 1: white
- PIN 2: brown
- PIN 3: green
- PIN 4: yellow
- PIN 5: gray
- PIN 6: pink
- PIN 7: blue
- PIN 8: red

Wiring Diagrams

